
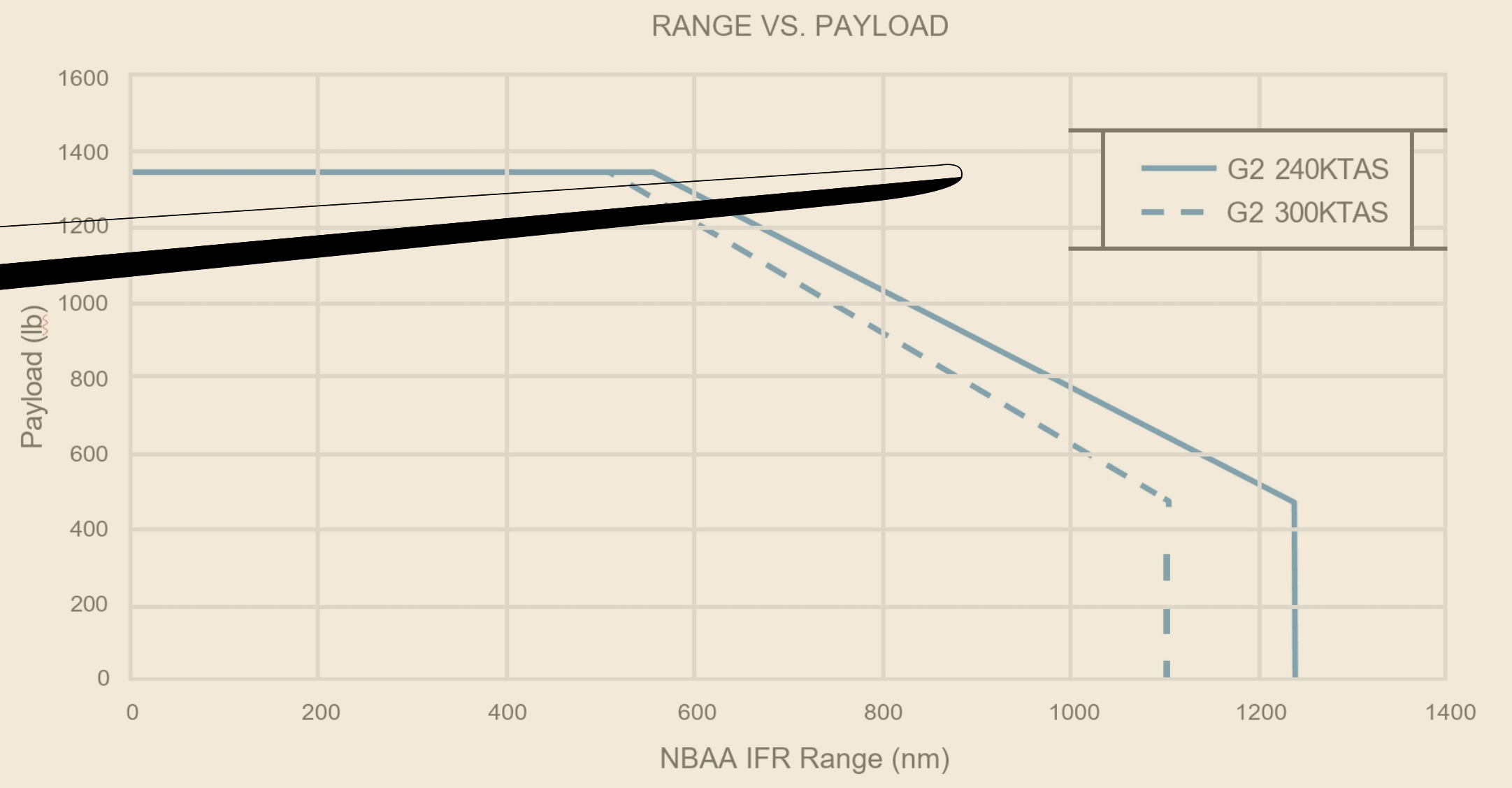
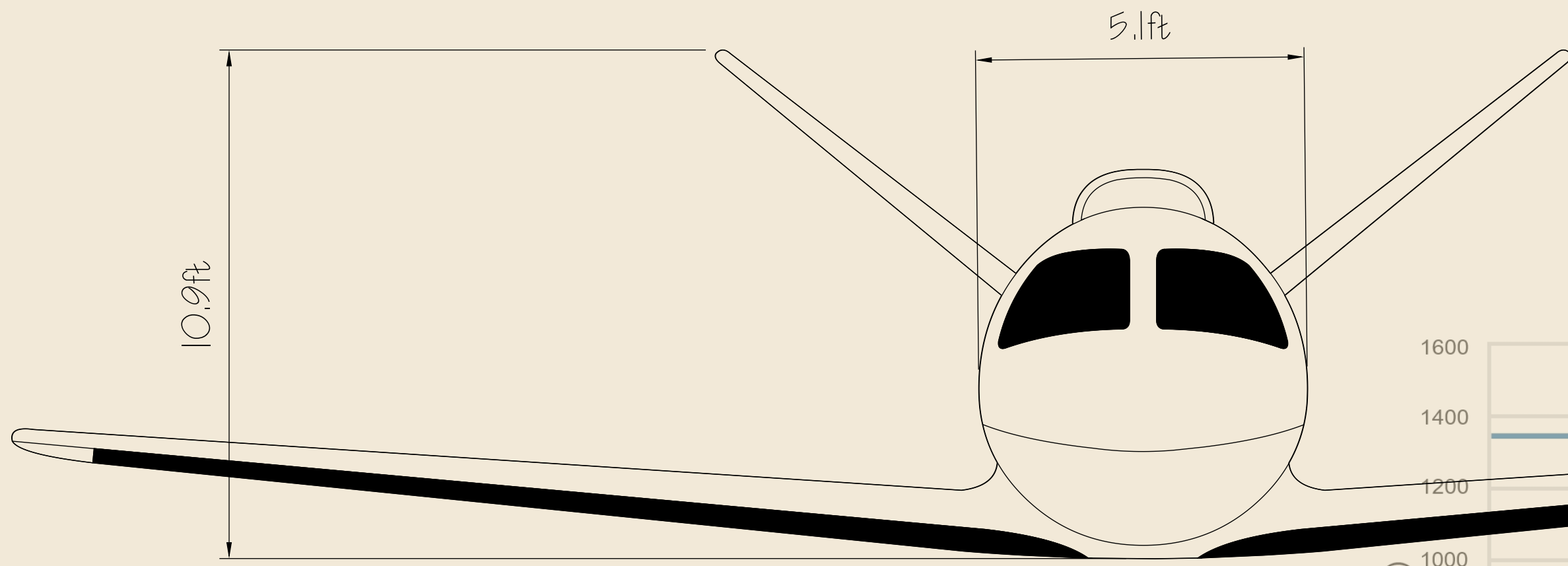


# CIRRUS VISION SF50



## STANDARD FEATURES

- Full Authority Digital Engine Control (FADEC) Cirrus Airframe Parachute System® (CAPS®) Perspective Touch+™ by Garmin®
- Dual WAAS GPS/ Comm/ Nav Radios Aircraft Systems Synoptics Display Dual AHRS, ADC & Pitot Static NextGen Transponder (ADS-B Out) Synthetic Vision Technology FliteCharts & SafeTaxi, 3 Weather Datalink & Audio Entertainment 300 lb Baggage Capacity
- Certified Flight Into Known Ice Modular Seating for Five Adults Intelligent Batteries
- GFC 700 Autopilot including:
  - Electronic Stability & Protection (ESP) Emergency Descent Mode
  - Blue Level Button Autopilot Stall Protection
- Leather Interior
- Air Conditioning with Automatic Climate Control USB Power Ports
- Stall Protection Stick Shaker & Pusher Fits inside Standard 40 ft (12.2 m) Hangar Cargo X-Tend™
- ADS-B In Weather and Traffic TAWS-B

## OPTIONAL EQUIPMENT

- Digital Real-Time Weather Radar SurfaceWatch™
- 6th and 7th Third Row Seats Executive Seating Configuration
- 22 Entertainment Display
- 115 VAC Power
- Rear Passenger Climate Controls Cirrus Global Connect Xi® (Individualized Exterior & Interior) Multi-Tone Paint
- Enhanced Interior Lighting Enhanced Vision System Camera
- Gold Reflective Windshield & Cabin Windows Relief Station
- Auto Throttle
- Interior Sound Reduction

## DIMENSIONS

- Wingspan 38.7ft
- Length 30.7ft
- Height 10.9ft
- Cabin Width 5.1ft
- Cabin Height 4.1ft

## ENGINE

- Williams International FJ33-5A
- Thrust (Approx.) 1800 lbs

## PERFORMANCE\*

- Takeoff 2036ft
- Max Operating Altitude FL310
- Stall Speed with Flaps 67 KCAS
- High Speed Cruise 305 KTAS

